

# GIGRAC



PROFESSIONAL POWERED MIXER

GIGRAC 600 / GIGRAC 1000st

**GREAT SOUND MADE EASY**

 Soundcraft





## Creating a great live performance sound just got easy.

Available in two models (GigRac 600 and the stereo GigRac 1000st), GigRac combines a fully-featured 8 channel mixer with studio-quality digital effects and potent power amplification in a portable package that sets up in minutes.



GigRac 600



GigRac 1000st (stereo)

Combination jack/XLR sockets make it possible to plug virtually any type of microphone into GigRac, along with electric guitars, basses, electro-acoustic guitars and other 'electric' instruments. And these inputs are balanced, just like a studio mixing console, so noise and interference are kept to a minimum.

Some high-output microphones and other devices can overload a mixer's inputs, causing distortion.

With GigRac it's no problem, thanks to the Pad switches which reduce the level of problem input signals by 20dB.

Comprehensive channel controls include 3-band equalisation (GigRac 600 2-band only), an FX send to control the amount of signal sent to the digital FX processor, Pan control (GigRac 1000st only) and separate Main and Monitor volume controls which allow you to create independent band and audience mixes.



Stereo RCA/phono inputs make it easy to plug in a CD, MiniDisc or MP3 player.

Stereo jack inputs allow connection of stereo keyboards, samplers, sound modules and MIDI file players, along with other audio equipment such as effects processors.

The amplifier assignment switch provides an additional level of flexibility with the option to power both the Main and Monitor mixes with the internal power amplifiers.

Just like a professional mixing console, +48V phantom power on channels 1-4 enables you to use high quality condenser microphones with GigRac.

Dual 7-band graphic equalisers on the GigRac 1000st and single 7-band graphic on the GigRac 600 let you optimise the tonal quality of your mix to suit the acoustics of the venue.

10-segment precision LED metering gives you a clear indication of how hard the amplifier is working, allowing you to achieve the best results.

Amplifier overload warning LED(s) enable you to precisely control the volume of your performance. And protection circuitry means you'll never have to worry about distortion.

GigRac 1000st has ten high-quality digital effects programmes built-in (eight in the GigRac 600), ranging from stunning reverbs to fat delays.

The Monitor volume controls can be used to create an independent headphone mix.

The front panel monitoring section offers an additional range of output options to the power amplifier outputs on the rear of the unit, providing an almost limitless range of monitoring options. You can even record your performance via the dedicated RCA/phono outputs.

Master Main and Monitor level controls provide independent control over the volume your audience hears, and the volume of your own monitor mix on stage.

You might want your audience to hear your voice bathed in digital reverb, while you hear it 'dry' through your monitors. That's why GigRac's digital effects controls enable you to turn the effects On or Off, and to add different amounts of effects to the Main and Monitor mixes.

Simply connect a footswitch and it's easy to turn GigRac effects On and Off during the performance. And the FX bus output gives you the flexibility to connect an external effects processor which can then be plugged back into a spare channel or into the submix input. In addition, the GigRac 1000st (only) features playback returns for use in recording applications.

# Professional sound No experience necessary

GigRac is built into a tough, portable, protective case, and it can also be rack-mounted.

Even if you've never touched a PA system before, you'll be creating a great live sound for you and your band in minutes with GigRac.



Packed with professional features like combined jack/XLR inputs, precision mic preamps, superbly musical equalisation, studio quality digital effects, graphic EQ and independent Main and Monitor mixes, GigRac is also refreshingly easy to set up, leaving you free to concentrate on your performance.

With GigRac the amplifier is built-in, with a 2 x 300 Watt model and 2 x 500 Watt stereo model available. Just plug in your mics, instruments, speakers and monitors, and you're ready to go.

GigRac lid with storage space for microphones and cables.

And while you're waiting to make it big, you can relax in the knowledge that GigRac comes from Soundcraft, the name behind the live sound mixing consoles used on many of the world's major tours and festivals.





# Everything you need for perfect performance sound

## Professionally equipped input channels



GigRac 1000st



GigRac 600

Soundcraft equalisation (EQ) is a legend amongst professional sound engineers and renowned the world over for its precision and musicality. At the top of all 8 GigRac input channels you'll find classic Soundcraft 3-band (GigRac 1000st) or 2-band (GigRac 600) EQ sections, allowing sophisticated tone shaping of the microphone or instrument connected.

Next comes an FX control, used to set the signal level sent from each channel to the GigRac's digital effects processor (see Studio Quality Effects). The higher the FX send level, the more of the effect is added to the sound of that channel. For example, you may want a lot of reverb on the vocal mics plugged into channels 1 and 2, less on the vocal mics plugged into 3 and 4, and less still on the instruments plugged into the remaining channels. With GigRac, you're in control.

The GigRac 1000st channels have a Pan control to position the instrument or microphone connected in the stereo mix and channels on all GigRac models feature blue and red Monitor and Main channel level controls. These control the individual volume levels of all eight channels in 2 separate overall mixes: Monitor being what you and the band hear on stage via your monitor speakers and Main

being what the audience hears via the main speakers. It's important to have independent Monitor and Main mixes as performers often need to hear certain elements of the mix louder (for example a keyboard or main instrument for reference), whereas the audience would require a balanced mix. The overall volume level of the Monitor and Main mixes is controlled via the master volume controls to the right of the channel strips.

All 8 GigRac input channels have combined balanced jack/XLR input sockets to accommodate the widest possible range of microphones and instruments, and to minimise distortion and noise. The Pad switch at the bottom of channels 1 to 4 is used to reduce the level of particularly high input signals which could cause distortion by overloading the input.



Channels 5 and 6 of the GigRac feature alternative stereo RCA/phono inputs beneath the combined XLR/jack connector,

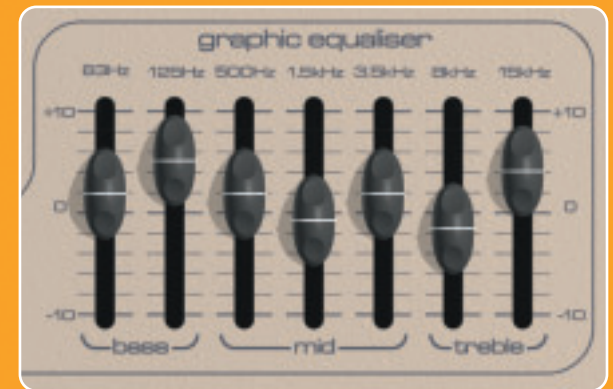
making it easy to plug in a CD, MD, MP3 or MIDI file player. Perfect for playing pre-recorded backing tracks or music before and after your performance, this facility also makes GigRac ideal for use in a wide variety of other applications including fitness clubs, hotels, outdoor events, etc.



Channels 7 and 8 have an additional single jack input designed to be used in conjunction with the combined XLR/jack connector. This allows direct connection of stereo keyboards, samplers and other audio devices.

All channel inputs on the GigRac 1000st can be muted in 'Standby' mode, so the PA is silent when unused (see Playback input).

## 7-band graphic EQ



Even with the same setup, a performance can sound very different from one venue to the next. The way in which sound waves reflect and interact with surfaces and objects within a room (the acoustics) change the tonal quality of the overall sound, boosting some frequencies (sometimes to the point of feedback) and reducing others.



That's why the GigRac is equipped with graphic equalisers (single in the GigRac 600, dual in the GigRac 1000st), designed by the Soundcraft sister-company and world leaders in professional signal processing, BSS Audio. The graphic EQ enables the operator to boost and cut frequencies at 7 points to 'tune' the overall sound to suit the acoustics of the particular venue.

It's a process that professional sound engineers are familiar with as they tour from venue to venue. And because GigRac's so easy to use, a little practice is all you'll need to achieve professional results too.

## Studio quality effects



GigRac 1000st has a total of 10 studio-quality digital effects built-in, (8 in the GigRac 600) adding a professional finish to your performance. You can select between reverbs, chorus/reverbs and echo/delays, used to 'thicken' vocal performances.

Crucially, GigRac allows the digital effects to be added individually to the Main and the Monitor mixes, so you can hear the

mix 'dry' on headphones and via monitors, while the audience hears the Main mix complete with stunning digital effects. And by connecting a footswitch, it's possible to turn the effects On and Off during a performance.

If you want to use an external effects processor, it's easy to connect via the FX outputs on the front panel. The FX send level controls on the channel strips can then be used in the usual way and the output of the external processor can be plugged into either a channel or the submix input.

## Sophisticated monitoring



To help achieve optimum volume levels, the GigRac uses a precision, 10-segment, front panel LED meter display, just as you'd find on a professional live sound mixing console. And a further indication that the volume level is too high is provided by an amplifier overload warning LED(s).

A pair of RCA/phono outputs are perfect for recording the Main mix onto an external DAT or CD recorder, or for recording your performance on computer using an appropriately-equipped soundcard. In addition, the GigRac 1000st (only) features a stereo playback return. This Playback input is active while Mic/Line inputs are in standby, allowing interval music to still be played.

GigRac is packed with a comprehensive and flexible range of monitoring options. You can plug in a pair of headphones for precision-listening during soundchecks and there are independent outputs for both the Main and Monitor mixes for the connection of additional 'powered' speaker cabinets.



## At the heart of live sound



Texas: On tour with Soundcraft

Ever since 1973, Soundcraft live sound mixing technology has been at the heart of thousands of memorable concert and festival performances. Soundcraft products are relied upon daily by discerning sound engineers to deliver the performances of leading artists the world over. GigRac benefits directly from everything we've learned in 30 years in the business, so when you're on stage with a GigRac, you're always in good company.

# Plugging In

GigRac accommodates inputs from a wide variety of sources, making it ideal for use in applications as diverse as live music, churches, schools, outdoor events, meetings and conferences, and health and fitness clubs.

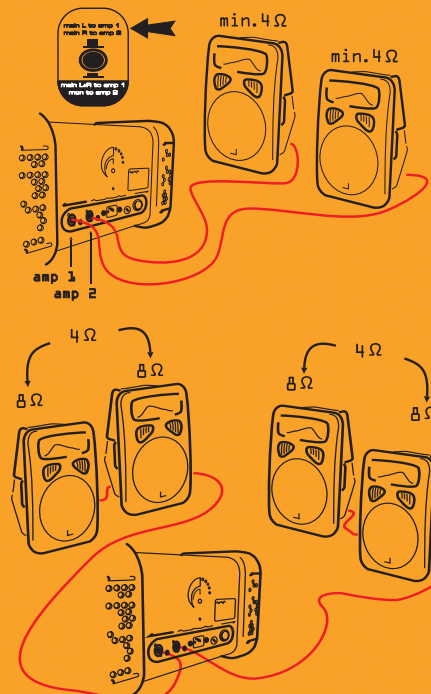


# Plugging Out

Both the GigRac 600 and 1000st can be switched from the front panel to deliver full power to the Main mix, or split the power between the Main and Monitor mixes to power both main and monitor speakers.

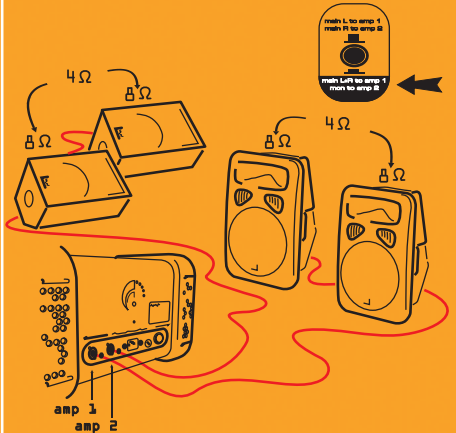
## GIGRAC 1000st, CONFIG 1:

The GigRac 1000st incorporates two 500 Watt internal amplifiers. With the front panel amplifier assignment switch in the Up position, the Main mix right is sent to amplifier 1, and the Main mix left to amplifier 2. Each speaker connector can be used to power a single 8Ω speaker, or two 8Ω speakers in parallel - a total of four speakers.




## GIGRAC 1000st, CONFIG 2:

With the front panel amplifier assignment switch in the Down position, the Main mix right and left (mono) is sent to amplifier 1 and the Monitor mix is sent to amplifier 2. The Main mix connector can be used to power a single 8Ω speaker or two 8Ω speakers in parallel, while the Monitor mix connector may power up to two 8Ω wedges in parallel.



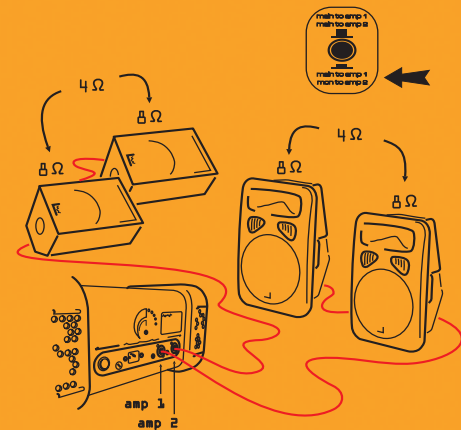
### GIGRAC 600, CONFIG 1:

The GigRac 600 incorporates two 300 Watt internal amplifiers. With the front panel amplifier assignment switch in the Up position, the Main mix is sent to both amplifiers. Each speaker connector can be used to power a single 8Ω speaker, or two 8Ω speakers in parallel - a total of four speakers.



### GIGRAC 600, CONFIG 2:

With the front panel amplifier assignment switch in the Down position, the Main mix is sent to amplifier 1 and the Monitor mix is sent to amplifier 2. The Main mix connector can be used to power a single 8Ω speaker or two 8Ω speakers in parallel, while the Monitor mix connector may power up to two 8Ω wedges in parallel.





## Comparison of features

Feature	GigRac 600	GigRac 1000st
<b>Power Amp @ 4 Ohms</b>	2 x 300W	2 x 500W
<b>Size (Uncased)</b>	4U / 7 inches	5U / 8.75 inches
<b>Channel EQ</b>	2 band fixed	3 band fixed
<b>Stereo</b>	No	Yes
<b>Pan Controls</b>	No	Yes
<b>Graphic EQ</b>	1 x 7 band Selectable to Main or Monitor path	1 x Stereo 7 band For Main Mix 1 x Mono 7 band For Monitor Mix
<b>GigFX Presets</b>	8	10
<b>Output Meters</b>	1 - Main Mix only	2 - Main L/R or Mono Main/ Monitor Mixes
<b>Playback Input</b>	No	Yes
<b>Standby Mute</b>	No	Yes
<b>Submix Input</b>	Mono	Stereo
<b>Mix output</b>	Mono	Stereo

GigRac is designed and engineered in the UK by Soundcraft, world leaders in professional sound.

# Soundcraft

### Soundcraft

HARMAN INTERNATIONAL INDUSTRIES LTD  
CRANBORNE HOUSE, CRANBORNE ROAD, POTTERS BAR, HERTS, EN6 3JN, UK  
TEL: +44 (0)1707 665000 FAX: +44 (0)1707 660742 EMAIL: info@soundcraft.com

### Soundcraft USA

8500 BALBOA BLVD., NORTHRIDGE, CA 91329, USA  
TEL: +1-818-920-3212 FAX: +1-818-920-3208 EMAIL: soundcraft-usa@harman.com

H A Harman International Company

For all the latest GigRac news and information, visit:

[www.gigrac.com](http://www.gigrac.com)

Soundcraft reserves the right to improve or otherwise alter any information supplied in this document or any other documentation supplied hereafter. E&OE 07/06.  
This equipment complies with the EMC Directive 89/336/EEC

Part No: ZL0612-03



## Typical Specifications

Noise	EIN 150Ω 20Hz -22kHz	-123 dBu
	Main out (Level control mid)	-78 dBu
	Mon out (Level control mid)	-80 dBu
	Amp out	-57 dBu
Crosstalk / Isolation	Main cutoff	-80 dB
	Mon cutoff	-80 dB
Frequency Response	20Hz - 22kHz rel 1kHz Line in to Main out	+0.2/-2.5 dB
THD+N	Mic I/P -20dB Pad 0dBu I/P at Main out (22Hz-22KHz)	0.15%
	Mic I/P to Amp Out @ full power (22-22KHz)	0.15%
Inputs Ch1 - Ch4	Mic Input Impedance	5.5 kΩ
	Line Input Impedance	30 kΩ
	Max Input Mic (20dB pad)	-3.5 dBu
	Max Input Line(20dB pad)	10 dBu
	Max Mic gain to Main out	60 dBu
Inputs Ch5 - Ch8	Mic Input Impedance	2.4 kΩ
	Line Input Impedance	40 kΩ
	Max Input Mic	-18 dBu
	Max Input Line	3 dBu
	Max Mic gain to Main out	50 dBu
Outputs	Max out Main / Mon	18 dBu
	Power Output GigRac 600	2 X 300W ref 4Ω
	Power Output GigRac 1000st	2 X 500W ref 4Ω
Connectors (All Jacks 1/4")	Mic	Balanced XLR connectors
	Line	Jack / RCA phono
	FX bus	Jack
	Submix in	Jack
	Main out	Jack
	Mon out	Jack
	Record out	RCA phono
	Phones	Jack
Speakers	Speakon / Jack	
Dimensions (Cased, inc. lid)	W x H x D (600)	495 x 222 x 322mm / 19.5 x 8.75 x 12.7 inches
Dimensions (Cased, inc. lid)	W x H x D (1000st)	495 x 267 x 322mm / 19.5 x 10.5 x 12.7 inches
Weight	GigRac 600	12.7kg / 27.9lbs
	GigRac 1000st	12kg / 26.4lbs